

# Maths Mastery Parent Survey May 2019

Number of completed  
questionnaires

Percentages

Year Reception										
	Strongly disagree	Disagree	Don't know	Agree	Strongly agree	Strongly disagree	Disagree	Don't know	Agree	Strongly agree
My child likes Maths	0	0	2	10	5	0	0	13	63	31
My child enjoys working with numbers	0	0	1	11	5	0	0	6	69	31
My child enjoys solving problems	0	0	2	11	3	0	0	13	69	19
At home, my child uses his/her mathematical skills on the computer or on an App on a tablet or phone	0	10	0	7	0	0	63	0	44	0
The maths my child learns is at the right level of difficulty	0	0	3	11	3	0	0	19	69	19
My child regularly requires help to complete his/ her maths homework	1	4	3	9	0	6	25	19	56	0
I get good information in termly reports from the school about how my child is doing in Maths	0	3	4	10	0	0	19	25	63	0

Year 1										
	Strongly disagree	Disagree	Don't know	Agree	Strongly agree	Strongly disagree	Disagree	Don't know	Agree	Strongly agree
My child likes Maths	0	2	1	8	6	0	12	6	47	35
My child enjoys working with numbers	0	2	1	8	6	0	12	6	47	35
My child enjoys solving problems	0	0	2	8	7	0	0	12	47	41
At home, my child uses his/her mathematical skills on the computer or on an App on a tablet or phone	0	1	2	7	7	0	6	12	41	41
The maths my child learns is at the right level of difficulty	1	0	1	11	4	6	0	6	65	24
My child regularly requires help to complete his/ her maths homework	3	8	0	2	4	18	47	0	12	24
I get good information in termly reports from the school about how my child is doing in Maths	0	2	1	6	7	0	12	6	35	41

Year 2										
	Strongly disagree	Disagree	Don't know	Agree	Strongly agree	Strongly disagree	Disagree	Don't know	Agree	Strongly agree
My child likes Maths	1	0	0	5	9	7	0	0	33	60
My child enjoys working with numbers	0	1	0	6	8	0	7	0	40	53
My child enjoys solving problems	0	1	0	6	8	0	7	0	40	53
At home, my child uses his/her mathematical skills on the computer or on an App on a tablet or phone	0	0	0	12	3	0	0	0	80	20
The maths my child learns is at the right level of difficulty	0	0	0	11	4	0	0	0	73	27
My child regularly requires help to complete his/ her maths homework	0	0	11	2	2	0	0	73	13	13
I get good information in termly reports from the school about how my child is doing in Maths	0	0	0	10	5	0	0	0	67	33

Year 3										
	Strongly disagree	Disagree	Don't know	Agree	Strongly agree	Strongly disagree	Disagree	Don't know	Agree	Strongly agree
My child likes Maths	0	1	0	8	4	0	8	0	67	33
My child enjoys working with numbers	0	0	0	9	4	0	0	0	75	33
My child enjoys solving problems	0	1	1	6	5	0	8	8	50	42
At home, my child uses his/her mathematical skills on the computer or on an App on a tablet or phone	0	0	1	7	5	0	0	8	58	42
The maths my child learns is at the right level of difficulty	0	1	2	6	4	0	8	17	50	33

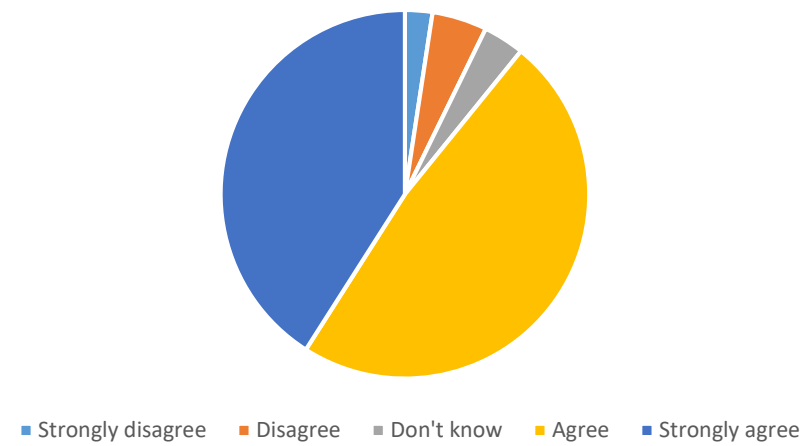
My child regularly requires help to complete his/ her maths homework	0	0	7	3	3	0	0	58	25	25
I get good information in termly reports from the school about how my child is doing in Maths	0	0	1	11	1	0	0	8	92	8

<b>Year 4</b>										
	<b>Strongly disagree</b>	<b>Disagree</b>	<b>Don't know</b>	<b>Agree</b>	<b>Strongly agree</b>	<b>Strongly disagree</b>	<b>Disagree</b>	<b>Don't know</b>	<b>Agree</b>	<b>Strongly agree</b>
My child likes Maths	1	1	0	6	3	9	9	0	55	27
My child enjoys working with numbers	1	0	0	7	3	9	0	0	64	27
My child enjoys solving problems	0	0	0	8	3	0	0	0	73	27
At home, my child uses his/her mathematical skills on the computer or on an App on a tablet or phone	0	1	0	7	3	0	9	0	64	27
The maths my child learns is at the right level of difficulty	0	0	0	8	3	0	0	0	73	27
My child regularly requires help to complete his/ her maths homework	1	3	0	4	3	9	27	0	36	27
I get good information in termly reports from the school about how my child is doing in Maths	0	0	0	6	5	0	0	0	55	45

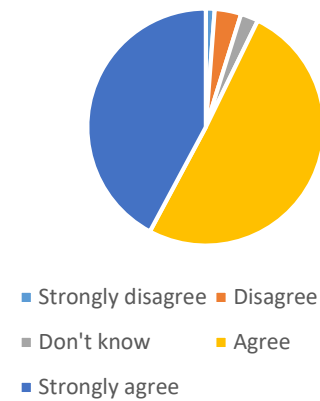
<b>Year 5</b>										
	<b>Strongly disagree</b>	<b>Disagree</b>	<b>Don't know</b>	<b>Agree</b>	<b>Strongly agree</b>	<b>Strongly disagree</b>	<b>Disagree</b>	<b>Don't know</b>	<b>Agree</b>	<b>Strongly agree</b>
My child likes Maths	0	0	0	3	7	0	0	0	30	70
My child enjoys working with numbers	0	0	0	1	9	0	0	0	10	90
My child enjoys solving problems	0	0	0	3	7	0	0	0	30	70
At home, my child uses his/her mathematical skills on the computer or on an App on a tablet or phone	0	0	0	7	3	0	0	0	70	30
The maths my child learns is at the right level of difficulty	0	0	0	6	4	0	0	0	60	40
My child regularly requires help to complete his/ her maths homework	2	5	0	3	0	20	50	0	30	0
I get good information in termly reports from the school about how my child is doing in Maths	0	1	1	6	3	0	10	10	60	30

<b>Whole School</b>										
	<b>Strongly disagree</b>	<b>Disagree</b>	<b>Don't know</b>	<b>Agree</b>	<b>Strongly agree</b>	<b>Strongly disagree</b>	<b>Disagree</b>	<b>Don't know</b>	<b>Agree</b>	<b>Strongly agree</b>
My child likes Maths	2	4	3	40	34	2	5	4	49	42
My child enjoys working with numbers	1	3	2	42	35	1	4	2	52	43
My child enjoys solving problems	0	2	5	42	33	0	2	6	52	41
At home, my child uses his/her mathematical skills on the computer or on an App on a tablet or phone	0	12	3	47	21	0	15	4	58	26
The maths my child learns is at the right level of difficulty	1	1	6	53	22	1	1	7	65	27
My child regularly requires help to complete his/ her maths homework	7	20	21	23	12	9	25	26	28	15
I get good information in termly reports from the school about how my child is doing in Maths	0	6	7	49	21	0	7	9	60	26

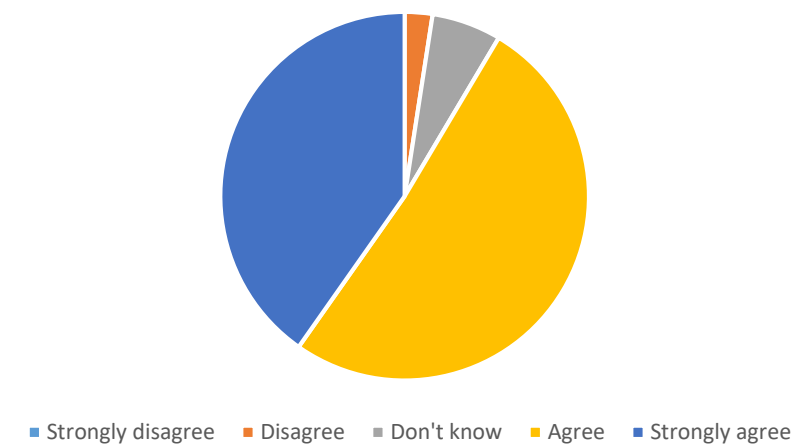
My child likes Maths



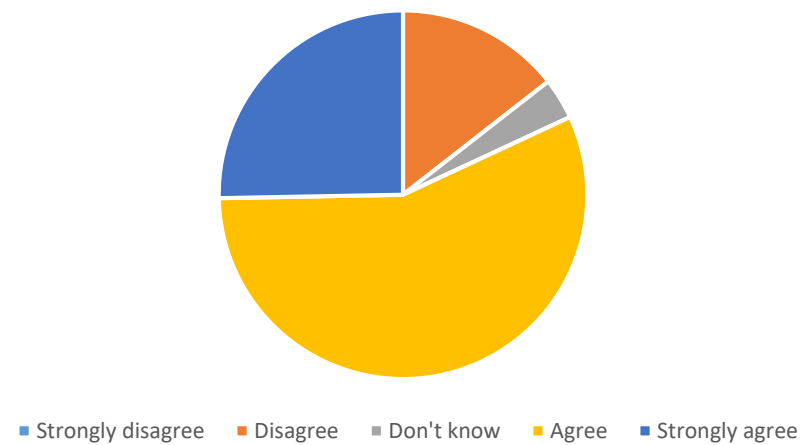
My child enjoys working with numbers



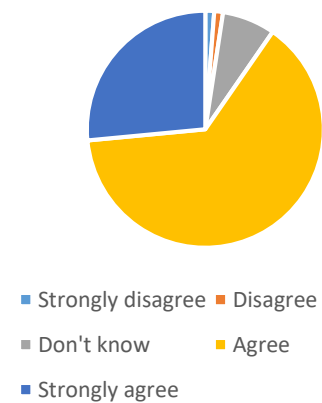
My child enjoys solving problems



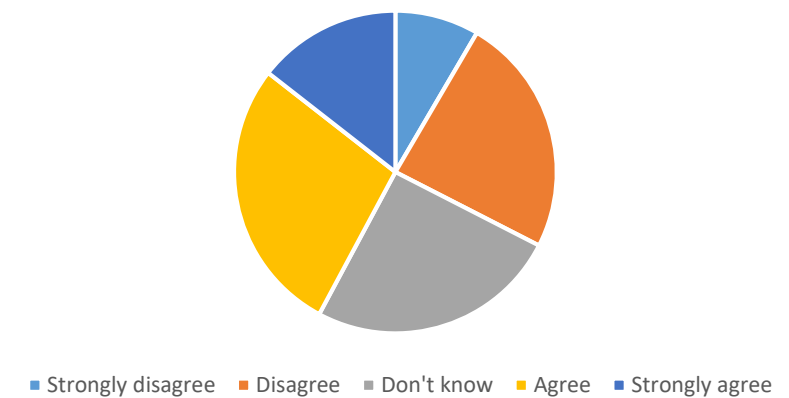
At home, my child uses his/her mathematical skills



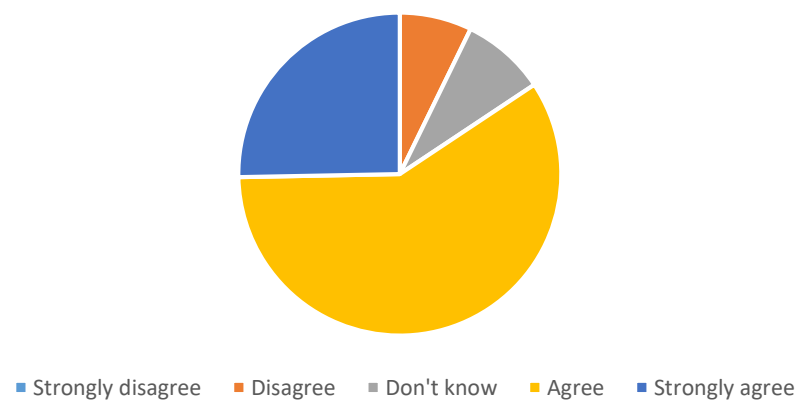
The maths my child learns is at the right level of difficulty



My child regularly requires help to complete his/ her maths homework



I get good information in termly reports from the school



There were 83 completed questionnaires for the whole school.  
1 = 1.20% rounded to 1%